



**BETTER BRANDS.
BETTER EXPERIENCES.**

Coleman-Mach

An AIRXCEL Brand

PRODUCT CATALOG



At Airxcel, we don't just make products — we support a lifestyle built on freedom, exploration, and comfort. From the mountains to the coastlines, from weekends away to full-time road life, our solutions are designed to move with you. Every component we build — from climate systems and appliances to power and ventilation — is created with one goal in mind: to make life on the road feel like home.

Our lineage runs deep. Airxcel brings together decades of engineering expertise, innovation, and trusted brands that have shaped the RV industry. We're a family of pioneers and problem-solvers, fueled by a passion for craftsmanship and driven by the needs of those who depend on us every day. That heritage isn't just in our name — it's in every bolt, circuit, and finished product we produce.

We're building more than products — we're building a legacy. One that reflects our commitment to quality, our obsession with the customer experience, and our belief that adventure should never mean compromise. Wherever the road leads, Airxcel is there to power every adventure, elevate every mile, and make every destination feel just right.



New!
**SHARPER.
STRONGER.
COOLER.**

Engineered to turn heads and withstand the road, the updated shroud combines sleek aesthetics with lasting durability—keeping trusted Coleman-Mach performance wrapped in a design that works as hard as it looks

NEW A/C SHROUD DESIGN

- **Striking New Design**
Contemporary lines give any RV rooftop a bold, elevated look.
- **Sleek Dual-Tone Finish**
Gloss white or gloss black crown paired with a textured black base for a crisp, modern contrast.
- **Road-Tested Toughness**
Built to endure miles of travel and the harshest outdoor elements.
- **Aerodynamic Advantage**
Streamlined airflow profile helps maximize A/C efficiency while reducing drag.
- **Service-Friendly Design**
Engineered with easy access points to simplify maintenance and serviceability.
- **OEM Differentiation**
Modern styling helps set your coach apart in a crowded market.



Scan for or more information.
www.coleman-mach.com



MEDIUM PROFILE

| | Height | Width | Length |
|-----------------|--------|-------|--------|
| Textured Shroud | 13.8" | 26.1" | 38.0" |
| Polished Shroud | 13.9" | 28.2" | 38.2" |

LOW PROFILE

| | Height | Width | Length |
|-----------------|--------|-------|--------|
| Textured Shroud | 11.8" | 26.1" | 38.0" |
| Polished Shroud | 11.9" | 27.9" | 37.8" |

ULTRA-LOW PROFILE

| | Height | Width | Length |
|-----------------|--------|-------|--------|
| Textured Shroud | 8.25" | 28.4" | 41.1" |

SIGNATURE SERIES AIR CONDITIONERS

| MFG # | PROFILE | DESCRIPTION |
|------------|-----------|---|
| 38204-066 | Medium | MACH 15, A/C - Textured White |
| 38204-069 | Medium | MACH 15, A/C - Textured Black |
| 38204-065 | Medium | MACH 15, A/C - Polished White |
| 38204-068 | Medium | MACH 15, A/C - Polished Black |
| 38203-066 | Medium | MACH 3 Plus, A/C - Textured White |
| 38203-069 | Medium | MACH 3 Plus, A/C - Textured Black |
| 38203-065 | Medium | MACH 3 Plus, A/C - Polished White |
| 38203-068 | Medium | MACH 3 Plus, A/C - Polished Black |
| 35203-0762 | Low | MACH 10, 13.5 A/C - Textured White |
| 35203-0792 | Low | MACH 10, 13.5 A/C - Textured Black |
| 35204-0762 | Low | MACH 10, 15 A/C - Textured White |
| 35204-0752 | Low | MACH 10, 15 A/C - Polished White |
| 35204-0782 | Low | MACH 10, 15 A/C - Polished Black |
| 37203-076 | Ultra-Low | MACH 8 Plus, 13.5 A/C - Textured White |
| 37203-079 | Ultra-Low | MACH 8 Plus, 13.5 A/C - Textured Black |
| 37204-076 | Ultra-Low | MACH 8 Plus, 15 A/C - Textured White |
| 37204-079 | Ultra-Low | MACH 8 Plus, 15 A/C - Textured Black |
| 37201-076 | Ultra-Low | MACH 8 Cub Plus, 9.2 A/C - Textured White |

SIGNATURE SERIES AIR CONDITIONERS WITH CONDENSATE PUMP

| | | |
|-----------|-----------|---|
| 37223-076 | Ultra-Low | MACH 8 Plus, 13.5 A/C, Condensate Pump - Textured White |
| 37224-079 | Ultra-Low | MACH 8 Plus, 15 A/C, Condensate Pump - Textured Black |

SIGNATURE SERIES HEAT PUMPS

| | | |
|------------|-----------|---|
| 38004-066 | Medium | MACH 15 HP2 Heat Pump, Textured White |
| 38004-069 | Medium | MACH 15 HP2 Heat Pump, Textured Black |
| 35004-0762 | Low | MACH 10, 15 Heat Pump, Textured White |
| 35004-0792 | Low | MACH 10, 15 Heat Pump, Textured Black |
| 37004-076 | Ultra-Low | MACH 8 Plus, 15 Heat Pump, Textured White |
| 37004-079 | Ultra-Low | MACH 8 Plus, 15 Heat Pump, Textured Black |

Air Conditioners and Heat Pumps feature a 2-YEAR Limited Warranty

SIGNATURE SERIES HEAT PUMPS WITH CONDENSATE PUMP

| MFG # | PROFILE | DESCRIPTION |
|-----------|-----------|---|
| 37024-076 | Ultra-Low | MACH 8 Plus, 15 Heat Pump, Textured White |
| 37024-079 | Ultra-Low | MACH 8 Plus, 15 Heat Pump, Textured Black |
| 37023-076 | Ultra-Low | MACH 8 Plus, 13.5 Heat Pump, Textured White |

QUIET SERIES AIR CONDITIONERS

| | | |
|------------|--------|---|
| 38204-0660 | Medium | MACH 15 DQ, Ducted A/C - Textured White |
| 38204-0690 | Medium | MACH 15 DQ, Ducted A/C - Textured Black |
| 38204-0663 | Medium | MACH 15 NDQ, Non-Ducted A/C - Textured White |
| 38204-0693 | Medium | MACH 15 NDQ, Non-Ducted A/C - Textured Black |
| 38204-0683 | Medium | MACH 15 NDQ, Non-Ducted A/C - Polished Black |
| 38203-0660 | Medium | MACH 3 DQ, Ducted A/C - Textured White |
| 38203-0690 | Medium | MACH 3 DQ, Ducted A/C - Textured Black |
| 38203-0650 | Medium | MACH 3 DQ, Ducted A/C - Polished White |
| 38203-0680 | Medium | MACH 3 DQ, Ducted A/C - Polished Black |
| 38203-0663 | Medium | MACH 3 NDQ, Non-Ducted A/C - Textured White |
| 38203-0693 | Medium | MACH 3 NDQ, Non-Ducted A/C - Textured Black |
| 35203-0754 | Low | MACH 10 DQ, 13.5 Ducted A/C - Polished White |
| 35203-0784 | Low | MACH 10 DQ, 13.5 Ducted A/C - Polished Black |
| 35203-0793 | Low | MACH 10 NDQ, 13.5 Non-Ducted A/C - Textured Black |
| 35203-0753 | Low | MACH 10 NDQ, 13.5 Non-Ducted A/C - Polished White |
| 35203-0783 | Low | MACH 10 NDQ, 13.5 Non-Ducted A/C - Polished Black |

QUIET SERIES AIR CONDITIONERS WITH SOFT START

| | | |
|------------|-----|---|
| 35203-0993 | Low | MACH 10 NDQ, 13.5 Non-Ducted A/C, Soft Start - Textured Black |
|------------|-----|---|

QUIET SERIES POWERSAVER AIR CONDITIONERS

| | | |
|------------|--------|---|
| 38209-0660 | Medium | MACH 15 Quiet/PowerSaver, Ducted A/C - Textured White |
| 38209-0690 | Medium | MACH 15 Quiet/PowerSaver, Ducted A/C - Textured Black |
| 38208-0660 | Medium | MACH 3 Quiet/PowerSaver, Ducted A/C - Textured White |
| 38208-0690 | Medium | MACH 3 Quiet/PowerSaver, Ducted A/C - Textured Black |
| 38207-0660 | Medium | MACH 1 Quiet/PowerSaver, Ducted A/C - Textured White |

QUIET SERIES HEAT PUMPS

| | | |
|------------|-----|--|
| 35003-0794 | Low | Mach 10 DQ, 13.5 Ducted Heat Pump - Textured Black |
|------------|-----|--|

QUIET SERIES POWERSAVER HEAT PUMPS

| | | |
|------------|--------|---|
| 38009-0650 | Medium | MACH 15 Quiet/PowerSaver, Ducted Heat Pump - Polished White |
| 38009-0690 | Medium | MACH 15 Quiet/PowerSaver, Ducted Heat Pump - Textured Black |

ROUGHNECK SERIES Designed and built specifically for the rigors of construction or off-road travel.

| | | |
|------------|-----------|--|
| 38203-0665 | Medium | MACH 3 ROUGHNECK, Textured White |
| 38204-0665 | Medium | MACH 15 ROUGHNECK, Textured White |
| 37204-0795 | Ultra-Low | MACH 8 Plus ROUGHNECK, 15 A/C, Textured Black |
| 37224-0795 | Ultra-Low | MACH 8 Plus ROUGHNECK, 15 A/C, Condensate Pump, Textured Black |

MARINEMACH AIR CONDITIONER Baked enamel finish on metal surfaces, flexible hoses and epoxy coated fan motor housing.


| | | |
|------------|--------|--------------------------------------|
| 38203-0666 | Medium | MARINEMACH, 13.5 A/C, Textured White |
|------------|--------|--------------------------------------|

WE KNOW A THING OR TWO ABOUT COOL AIR - AFTER ALL, WE ARE THE ORIGINAL COOL!

It's kinda our thing. From rooftop chill to time-tested performance, Coleman-Mach brings the breeze, beats the heat, and keeps any rig feeling just right — no sweat, no nonsense.

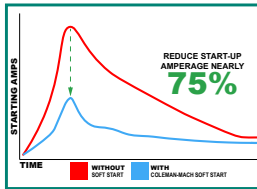
SOFT START KIT

Reduces inrush current and startup amps by up to 75%, helping your AC start smooth — even on limited power.



1497-3601

Soft Start Kit For ALL Coleman-Mach Air Conditioners and Heat Pumps



CEILING ASSEMBLIES

All Ceiling Assemblies are low profile. Features include front and rear dampers and pop-out retainer grilles with washable filters



9430-720

BLUETOOTH

NON-DUCTED

Smart Comfort.

Control your RV's climate from your phone with the RV Climate app. Set your temp and relax. AUTO mode takes care of the rest, turning the fan off when it's just right.

- Omni-Directional Louvers
- Back-Lit LCD & Keypad

9430-720 Cool Only
White

9430-725 Heat Ready
White



Tap. Swipe. Stay in the know.

Download on the App Store | GET IT ON Google Play



9430A717

DELUXE FREE DELIVERY

Heat Strip Ready
NON-DUCTED

9430E715 Cool Only
White

9430A717 Cool Only
Black

9630A715 Heat Pump
White



8430A6301

CHILLGrille™

DUCTED ONLY

Straight-thru in roof ducting, front/rear air discharge

8430A633 Cool Only
White

8430A634 Cool Only
Black

8430A635 Heat Ready
White

8430A6301 No Control Box
White



9430-4552

FREE DELIVERY*

WALL THERMOSTAT CONTROLLED PLENUM KIT

Heat Strip Ready
NON-DUCTED

9430-4552 Kit
White

9430-4572 Kit
Black

**Wall thermostat and control package required for installation.*



9430E7153

DELUXE CHILLGrille™

FREE Delivery NON-DUCTED

9430E7153 Cool Only
Heat Strip Ready
White

9430-4553 Wall TStat
Controlled*
White

**Wall thermostat and control package required for installation.*

REPLACEMENT SHROUDS

| | | |
|------------|-------------------|---|
| 8335A5261 | Medium Profile | MACH 3800, 7000, 8000, 4800 Series - Textured White |
| 8335A5291 | Medium Profile | MACH 3800, 7000, 8000, 4800 Series - Textured Black |
| 48204-5261 | Medium Profile | MACH 3800, 7000, 8000, 4800 Series - Polished White |
| 48204-5291 | Medium Profile | MACH 3800, 7000, 8000, 4800 Series - Polished Black |
| 9203-5261 | Medium Profile | MACH 3800, 9000 and 4900 Series - Textured White |
| 9203-5291 | Medium Profile | MACH 3800, 9000 and 4900 Series - Textured Black |
| 6727-3761 | Medium Profile | MINI-MACH 6700 Series - Textured White |
| 45203-5261 | Low Profile | MACH 10 / 3500 Series - Textured White |
| 45203-5291 | Low Profile | MACH 10 / 3500 Series - Textured Black |
| 45403-5261 | Low Profile | MACH 10 / 3500 Series - Polished White |
| 45403-5291 | Low Profile | MACH 10 / 3500 Series - Polished Black |
| 47233-3261 | Ultra-Low Profile | MACH 8 Plus / 3700 Series - Textured White |
| 47233-3291 | Ultra-Low Profile | MACH 8 Plus / 3700 Series - Textured Black |

REPLACEMENT AIR FILTER SETS

UPGRADE to a better breathing experience with MERV6 air filters.



MERVE 6 REPLACEMENT FILTERS

- 8430-3801 Set of 2 MERV6 rated filters - Ducted
- 9430-3441 Set of 2 MERV6 rated filters - Non-ducted
- 8430-3823 Single-pack, 12"x12" Merv9 rated filter

STANDARD MESH REPLACEMENT FILTERS

- 8430-3692 Set of 2 mesh filters - Ducted
- 9430-3092 Set of 2 mesh filters - Non-ducted

CONTROL PACKAGES

9330C755 For Heat Ready Ceiling Assemblies
Cool Only, Heat Ready



8330-752 For Cool Only Ceiling Assemblies - Cool Only, Control Kit
(Image not available)

ELECTRIC HEAT STRIPS

Electric heat kit for heat ready ceiling assemblies.

38203-4551 For use with 38xxx and 48xxx (Medium Profile) and 35xxx and 45xxx (Low Profile) Series Air Conditioners and Heat Pumps

37203-4551 For use with 37xxx and 47xxx (Ultra-Low Profile) Series Air Conditioners and Heat Pumps



38203-4551

37203-4551

Air Conditioners and Heat Pumps feature a 2-YEAR Limited Warranty

THERMOSTATS


NEW WIFI TSTAT

9420-391 WiFi Accessible Digital Thermostat - Black



Take Control of Your RV Comfort!

- Adjust your AC and heat remotely where Wi-Fi is available.
- Customize settings with Eco, Comfort, and Scheduling modes.
- View local weather, humidity, and interior temperature on the screen.
- Control your RV's climate from your smartphone.
- Compatible with most Coleman-Mach ACs and heat pumps. Designed to work with our analog control boxes: 8330-752; 9330C755; 9530A751.
- Requires connection to a 2.4GHz Wi-Fi network.



Tap. Swipe. Speak.
Stay in the know.



NEW MULTI-ZONE TSTAT

Controls Air Conditioner, Heat Pump, Heat Strip and Furnace

9420A330 components are not backward compatible and only work with control boxes listed below.



9420A330

| | |
|-----------|----------------------------------|
| 9420A330 | Multizone Thermostat - Black |
| 9430-754 | Cool Only Control Box |
| 9430-758 | Cool/Heat Ready Control Box |
| 9630-758 | Heat Pump/Heat Ready Control Box |
| 8330-5191 | Room Sensor - White |
| 8330-3101 | Room Sensor - Black |

- Sleek 4.3" Touch Screen
- Fully programmable for cooling and heating, including A/C on-board heat pump, heat strip, and a third party heater
- Single-stage gas heat, 2-stage electric heat from strip or heat pump. Smart programming optimizes heat source when more than one is available.
- Temperature setting range from 40°F - 99°F

This compact touchscreen controller manages cooling for any Coleman-Mach air conditioner and can control a heat pump or electric heating element if equipped. It also integrates with Suburban or third-party in-coach furnaces, using smart algorithms to optimize efficiency when multiple heat sources are available.

BLUETOOTH

Single Stage Thermostats

- 9430A3543 BLUETOOTH Heat/Cool, 12VDC - Black
- 9630A3523 BLUETOOTH Heat Pump, 12VDC - White



9430A3543 9630A3523



SINGLE STAGE THERMOSTATS

| THIS # | REPLACES | DESCRIPTION |
|----------|-------------------------------------|---|
| 9420-351 | 7330G3351 7330F3852 | Analog, Heat/Cool, 12VDC - Black |
| 9420-352 | 7330F3361 | Analog, Cool Only, 12VDC - Black |
| 9420A382 | 7330F3361 9430-3392 9430A3392 | Digital, Cool Only, 12VDC - Black |
| 9420A382 | 9630A3351 9630A3361 | Digital, Heat Pump, 12VDC - Black, Used with Single Stage Heat Pump Control Package & Gas Furnace |
| 9420A382 | 9630A3371 9430A3372 | Digital, Heat/Cool, 12VDC - Black |

CONVERSION KITS

CARRIER BRAND

Ducted Units Only

IF REPLACING A CARRIER ROOFTOP AIR CONDITIONER, ORDER THIS ADAPTER FOR USE WITH ANY COLEMAN-MACH ROOFTOP AIR CONDITIONER.

8330A5221

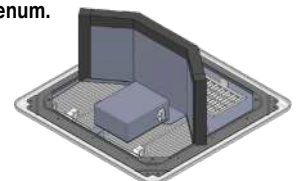
IF REPLACING A CARRIER ROOFTOP HEAT PUMP, ORDER THIS ADAPTER FOR USE WITH ANY COLEMAN-MACH ROOFTOP HEAT PUMP.

8530A5221

AIR-VANTAGE

Dometic™ to Coleman-Mach ducted ceiling assembly conversion kit for a/c or heat pump replacement.

ONLY FOR USE with existing Dometic™ CT wall thermostat, control box, and ducted ceiling plenum.



9330A5521

Dometic to Coleman-Mach Conversion Kit

Contact your sales representative for additional units, options, and accessories.

| MFG # | PROFILE | DESCRIPTION |
|---|-------------------------|---|
| STEP 1: CHOOSE YOUR DESIRED ROOFTOP AIR CONDITIONER FROM THE PREVIOUS PAGES | | |
| STEP 2: Choose (1) Free Delivery Ceiling Assembly (FDCA) [Required For Non-Ducted Ceiling Configuration] | | |
| 9430-720 | Fits All Profiles | Bluetooth Free Delivery Ceiling Assembly, Cool Only (FDCA) - White |
| 9430-725 | Fits All Profiles | Bluetooth Free Delivery Ceiling Assembly, Heat Ready (FDCA) - White |
| 9430A717 | Fits All Profiles | DELUXE Heat Ready Free Delivery Ceiling Assembly (FDCA) - Black |
| 9430E715 | Fits All Profiles | DELUXE Heat Ready Free Delivery Ceiling Assembly (FDCA) - White |
| 9430E7153 | Fits All Profiles | A/C DELUXE CHILLGRILLE Heat Ready Free Delivery Ceiling Assembly -White |
| OR STEP 2(A): Choose (1) Non-Ducted Wall Thermostat Controlled (FDCA), (1) Wall T-stat & (1) Control Package | | |
| 9430-4552 | Fits All Profiles | FDCA, Wall Thermostat Controlled , plenum only - White |
| 9430-4572 | Fits All Profiles | FDCA, Wall Thermostat Controlled, plenum only - Black |
| 9430-4553 | Fits All Profiles | FDCA with Omni-directional Louvers, Wall TStat Controlled, plenum only - White |
| 9420-352 | Fits All Profiles | TStat, Analog, Cool Only, 12VDC, Wall Mount - Black |
| 9420-351 | Fits All Profiles | TStat, Analog, Heat/Cool, 12VDC, Wall Mount - Black |
| 9420A382 | Fits All Profiles | TStat, Digital, Heat/Cool/Cool/Heat Pump/Dry Mode/12VDC, Wall Mount - Black W/Plugs |
| 9420-391 | Fits All Profiles | WiFi Accessible Digital Thermostat - Black |
| 8330-752 | Fits All Profiles | Control Package - Cool Only |
| 9330C755 | Fits All Profiles | Control Package - Heat Ready A/C |
| OR STEP 2(B): Choose (1) Lateral Ducted Ceiling Assembly, Side Air Discharge & (1) Wall T-Stat | | |
| 8430A633 | Fits All Profiles | CHILLGRILLE, Cool Only, White |
| 8430A634 | Fits All Profiles | CHILLGRILLE, Cool Only, Black |
| 8430A635 | Fits All Profiles | CHILLGRILLE, Heat Ready, White |
| 8330A763 | Fits All Profiles | Manual Control Ducted ADB, Cool Only, White (no thermostat required) |
| 9420-352 | Fits All Profiles | TStat, Analog, Cool Only, 12VDC, Wall Mount - Black |
| 9420-351 | Fits All Profiles | TStat, Analog, Heat/Cool, 12VDC, Wall Mount - Black |
| 9420A382 | Fits All Profiles | TStat, Digital, Heat/Cool/Cool/Heat Pump/Dry Mode/12VDC, Wall Mount - Black W/Plugs |
| 9420-391 | Fits All Profiles | WiFi Accessible Digital Thermostat - Black |
| OR STEP 2(C): Choose (1) 24-V Lateral Ducted Ceiling Assembly & (1) Wall Thermostat - For Park Models Only | | |
| 8330A743 | Fits All Profiles | Ducted Cool Only Ceiling Assembly, 24-V, without Thermostat |
| 7330B3441 | Fits All Profiles | Thermostat, Analog, Heat/Cool, 24-V, Wall Mount - White |
| STEP 3: Additional Options For Air Conditioners | | |
| 8430A6301 | Fits All Profiles | CHILLGRILLE Plenum Only, No Control Package, White, For Straight-thru Ducting |
| 37203-4551 | Fits Ultra-Low Profiles | Electric Heat Kit For 37xxx Ultra-Low Profile units Only |
| 38203-4551 | Fits Med & Low Profiles | Electric Heat Kit For 38xxx Medium and 35xxx Low Profile units Only |
| 8333-3211 | Fits All Profiles | 9 Inch Long Bolt Package - 4 Pack |
| STEP 4: ENHANCEMENTS / ACCESSORIES | | |
| 1497-3601 | Fits All Profiles | Coleman-Mach Compressor Soft Start Kit |
| 9430-3441 | Fits All Profiles | MERV 6 Rated Ducted Ceiling Assembly Air Filters, 2-Pack |
| 8430-3801 | Fits All Profiles | MERV 6 Rated Non Ducted Ceiling Assembly Air Filters, 2-Pack |
| 47233-4601 | Fits Ultra-Low Profiles | iWave-M Air Purification System, 37xxx Ultra-Low Profile Models |
| 48203-4601 | Fits Med & Low Profiles | iWave-M Air Purification System, 35xxx Low Profile & 38xxx Medium Profile Models |

Contact your sales representative for additional units, options, and accessories.

HEAT PUMP OPTIONS

| PART # | PROFILE | DESCRIPTION |
|--|-------------------------|---|
| STEP 1: CHOOSE YOUR DESIRED ROOFTOP HEAT PUMP FROM THE PREVIOUS PAGES | | |
| STEP 2: Choose (1) Free Delivery Ceiling Assembly (FDCA) [Required For Non-Ducted Ceiling Configuration] | | |
| 9630-725 | Fits All Profiles | Bluetooth Free Delivery Ceiling Assembly, Heat Ready, Heat Pump (FDCA) - White |
| 9630A715 | Fits All Profiles | DELUXE Heat Pump, Heat Ready, Free Delivery Ceiling Assembly (FDCA) -White |
| OR STEP 2(A): Choose (1) Non-Ducted Wall Thermostat Controlled (FDCA) & (1) Wall T-stat & (1) Control Package | | |
| 9430-4552 | Fits All Profiles | Wall Thermostat Controlled (FDCA), plenum only - White |
| 9430-4572 | Fits All Profiles | Wall Thermostat Controlled (FDCA), plenum only - Black |
| 9420A382 | Fits All Profiles | TStat, Digital, Heat/Cool/Cool/Heat Pump/Dry Mode/12VDC, Wall Mount - Black W/Plugs |
| 9420-391 | Fits All Profiles | WiFi Accessible Digital Thermostat - Black |
| 9530A751 | Fits All Profiles | Control Package Heat Pump, Heat Ready |
| OR STEP 2(B): Choose (1) Lateral Ducted Ceiling Assembly, Side Air Discharge & (1) Wall Thermostat | | |
| 8630A635 | Fits All Profiles | CHILLGRILLE, Heat Pump, Heat Ready, White |
| 9630-3351 | Fits All Profiles | Thermostat, Digital, Heat Pump, 12VDC, Wall Mount - White |
| 9420A382 | Fits All Profiles | TStat, Digital, Heat/Cool/Cool/Heat Pump/Dry Mode/12VDC, Wall Mount - Black W/Plugs |
| 9420-391 | Fits All Profiles | WiFi Accessible Digital Thermostat - Black |
| STEP 3: Additional Options For Heat Pumps | | |
| 8430A6301 | Fits All Profiles | CHILLGRILLE Plenum Only, No Control Package, White, For Straight-thru Ducting |
| 37203-4551 | Fits Ultra-Low Profiles | Electric Heat Kit For Ultra-Low Profile units Only |
| 38203-4551 | Fits Med & Low Profiles | Electric Heat Kit For Medium and Low Profile units Only |
| 8333-3211 | Fits All Profiles | 9 Inch Long Bolt Package - 4 Pack |
| STEP 4: ENHANCEMENTS / ACCESSORIES | | |
| 1497-3601 | Fits All Profiles | Coleman-Mach Compressor Soft Start Kit |
| 9430-3441 | Fits All Profiles | MERV 6 Rated Ducted Ceiling Assembly Replacement Air Filters, 2-Pack |
| 8430-3801 | Fits All Profiles | MERV 6 Rated Non Ducted Ceiling Assembly Replacement Air Filters, 2-Pack |
| 47233-4601 | Fits Ultra-Low Profiles | iWave-M Air Purification System, 37xxx Ultra-Low Profile Models |
| 48203-4601 | Fits Med & Low Profiles | iWave-M Air Purification System, 35xxx Low Profile & 38xxx Medium Profile Models |

PARKPAC™ AIR CONDITIONER

A/C for recreational park trailers. (This unit is NON UPS-able)

- Built In Mounting Pad
- Requires 24VAC residential thermostat that have a "C" wire

36413-012 PARKPAC A/C

6633-6151 Ducting Connector Kit



TWO TON PLUS™ CENTRAL AIR CONDITIONER with HEAT PUMP

Two compressors for powerful cooling and heating! Installs on or underneath the floor of your RV. (This unit is NON UPS-able)

36515-011 TwoTon Plus A/C with H/P

6795C4351 Lifeline Wiring Harness



AIR PURIFIER

Accessories Bridge+ iWave-M Ion Generator

The Coleman-Mach Accessories Bridge+ iWave-M ion generator is a compact ion-generating bar that emits positive and negative ions as air flows past, purifying the air and killing airborne mold, bacteria and viruses.

The ionization process also reduces allergens, smoke and static electricity, as well as controls odors, cooking, and VOCs and other pollutants to help improve indoor air quality and help reduce allergen and other harmful trigger agents.

AIR PURIFIERS

The *iWave-M* is an ion-generating bar that emits positive and negative ions as air flows past, purifying the air and killing airborne mold, bacteria and viruses.

48203-4601 - For MEDIUM and LOW profile (MACH 3, 10, and 15)

47233-4601 - For ULTRA-LOW profile (MACH 8)

Contact your sales representative for additional units, options, and accessories.

new!

MACH C-10

...small but powerful!



Don't let its size fool you—the MACH C-10 packs efficient cooling power into a compact design, delivering comfort, quiet operation, and energy savings for smaller spaces and lighter loads.

MACH C-10 AIR CONDITIONER

- **Amazing Cooling Power**
Big performance in a compact package, engineered for efficient comfort in smaller spaces.
- **Space-Saving Footprint — C-10 Model Only**
Streamlined dimensions (27.25”L x 21.25”W x 12.6”T) free up valuable roof real estate.
- **Lightweight Advantage**
Just 53 lbs. for faster installs and easier handling without sacrificing durability.
- **Flexible Installation**
Works seamlessly with Ceiling Assembly #2111-0003 for ducted or non-ducted applications.
- **Smart Climate Control**
Compatible with Heat/Cool Thermostat 2111C0010 or Cool Only Thermostat 2111-0035.
- **Built to Last**
Rugged construction backed by a 2-year limited warranty you can trust.
- **ALSO AVAILABLE IN C-3 AND C-15 MODELS**
With standard A/C footprint



Part #2111-0030



Ceiling Assembly



Thermostat



Scan for or more information.
www.coleman-mach.com



48 VOLTS. 115 REASONS TO SWITCH!

Patent-pending inverter technology transforms 48VDC power into 115VAC comfort seamlessly, efficiently, and ready for the road.

Engineered to turn heads and withstand the road, the updated shroud combines sleek aesthetics with lasting durability—keeping trusted Coleman-Mach performance wrapped in a design that works as hard as it looks

PATENT PENDING BUILT IN 48VDC TO 115 VAC INVERTER

- **Patent-Pending Innovation**

Converts 48VDC input to 115VAC output for seamless rooftop A/C.

- **Soft Start Integration**

Cuts startup amps to protect power systems and keep comfort flowing.

- **Flexible Application**

Available across Medium, Low, and Ultra Low-Profile Coleman-Mach units — including PowerSaver, and QUIET Series options.

- **Easy Installation**

Mounts with minimal effort for OEMs and service centers.

- **Proven Value**

Competitively priced against 48VDC A/Cs while delivering trusted Coleman-Mach performance.

Simplify Integration. Expand Options.

- **One Platform, Many Models** – Pair 48VDC power with most Coleman-Mach A/C models.
- **Reduced Complexity** – Fewer SKUs to manage, with inverter built directly into the system.
- **Faster Installs** – Drop-in compatibility with Medium, Low, and Ultra Low-Profile units.
- **Future-Ready Design** – Supports the growing shift to 48VDC power systems.
- **Proven Coleman-Mach Reliability** – Trusted performance backed by decades of engineering leadership.



New Shroud Design



Medium Profile



Low Profile



Ultra-Low Profile



Scan for or more information.
www.coleman-mach.com



Specifications, features, and availability are subject to change without notice. Airxcel and the Airxcel family of brands are not responsible for printing errors or omissions. Images may be representative and may not reflect the latest product updates. Please consult your sales representative or visit our website for the most current information.

AIRXCEL GLOBAL MARKETING

3050 N. St. Francis Street
Wichita, KS 67219
316.832.3400
www.airxcel.com